

2019 Hendricks County Community Needs Assessment

AVON DATA SUPPLEMENT



Assessment Methodology

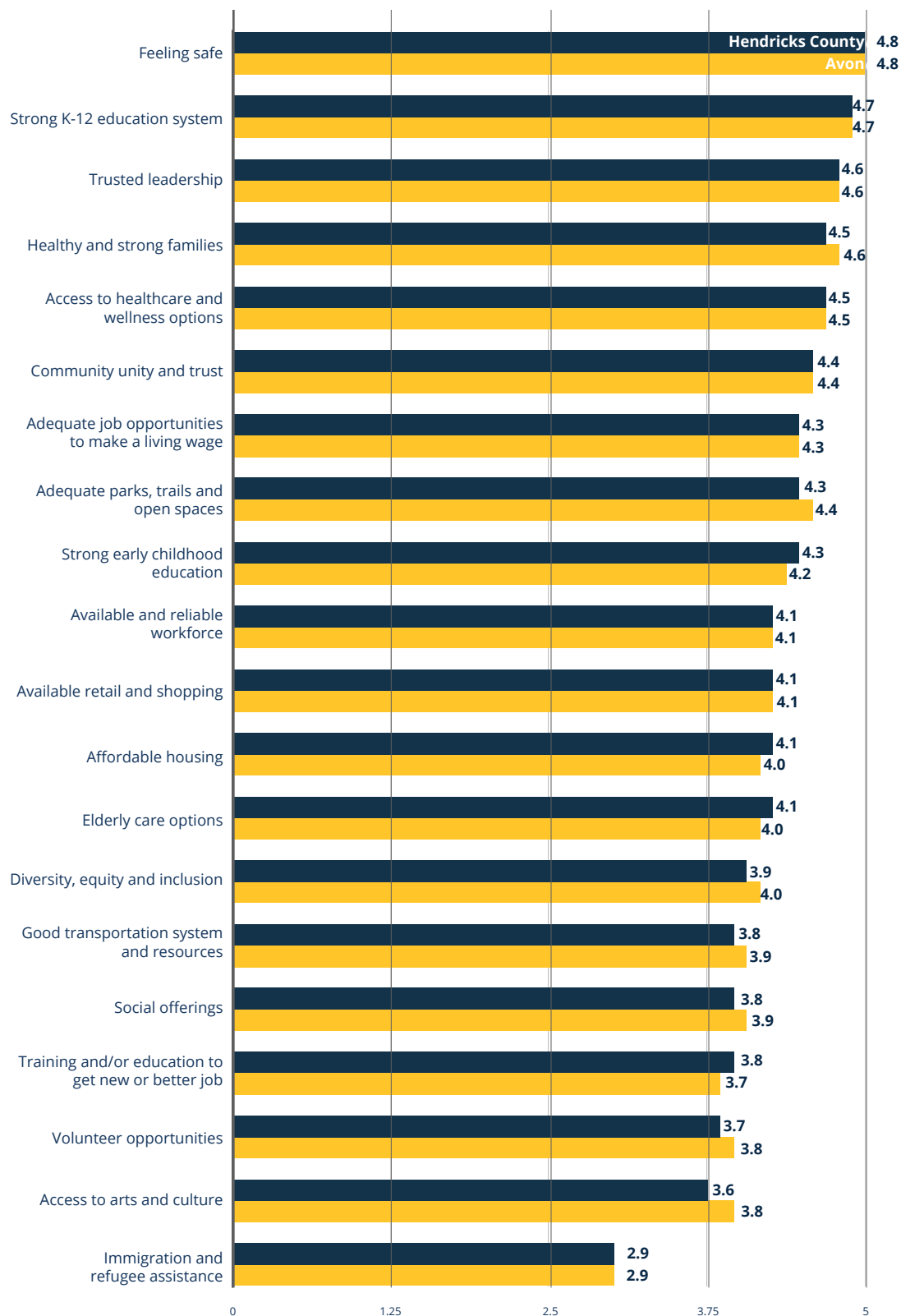
The data presented in this supplement was provided by the Hendricks County Community Foundation as a subset of data collected for their 2019 Hendricks County Community Needs Assessment. The Needs Assessment was distributed widely throughout Hendricks County (Indiana) with over 3,000 completed surveys.

In 2019, the population of Avon was estimated as 18,343 (U.S. Census). For this supplement, 533 surveys were received from Avon residents resulting in a confidence level of 95% with a 4% margin of error for the data reflecting the views of Avon residents as a whole. Demographics of the survey respondents can be found on the last page.



Community Assets

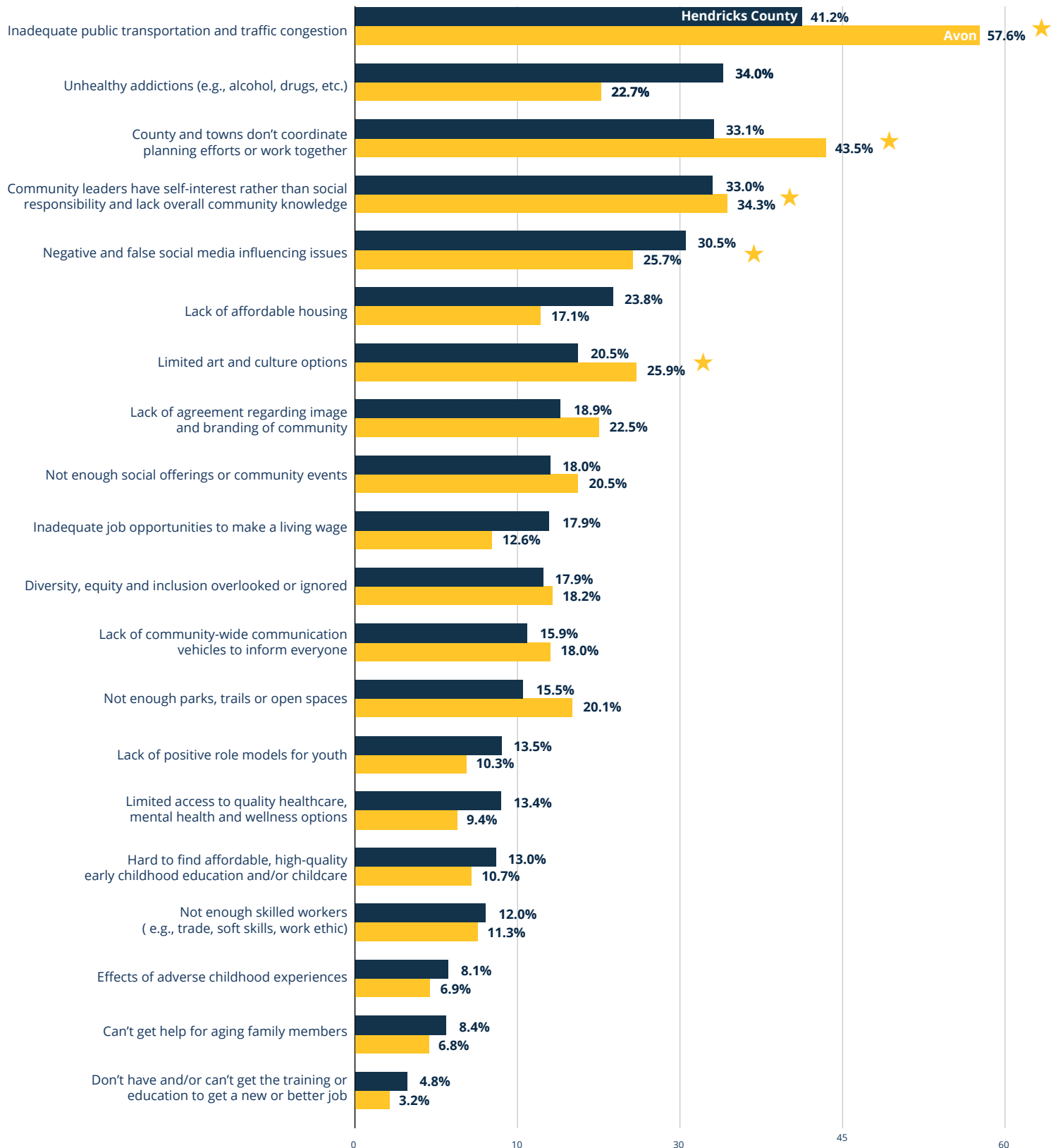
Ranked by weighted average on a 5-point scale.



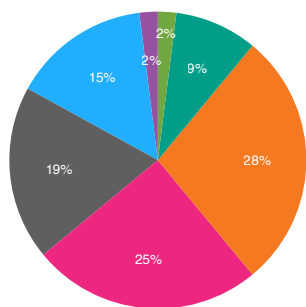
%*	%*
97.9%	98.7%
93.5%	93.4%
94.6%	95.7%
93.3%	94.6%
93.1%	95.1%
89.8%	90.4%
86.3%	88.9%
86.7%	91.2%
82.5%	81.8%
82.4%	80.5%
82.0%	82.4%
78.6%	75.8%
77.9%	72.2%
68.7%	73.0%
65.7%	70.2%
67.6%	72.0%
64.5%	62.3%
64.1%	66.4%
58.8%	69.0%
31.5%	33.6%

*Percentage of respondents who ranked the asset as important or very important.

Community Issues and Needs

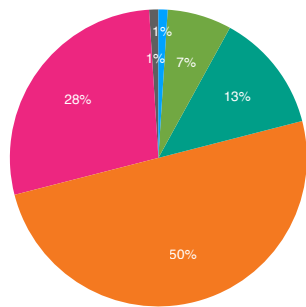


Avon Survey Respondents Demographics



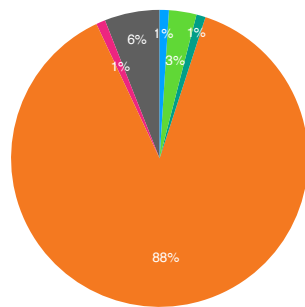
By Age

- Under 18
- 18-24
- 25-34
- 35-44
- 45-54
- 55-64
- 65 and older
- Prefer not to Answer



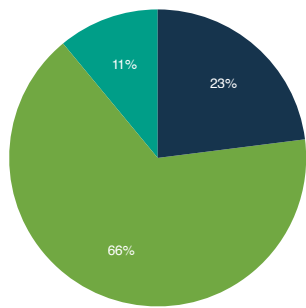
By Educational Attainment

- Less than high school
- High School Diploma or Equivalent
- Some college
- Certification, Assoc. or Bachelors
- Advanced Degree
- Prefer not to Answer



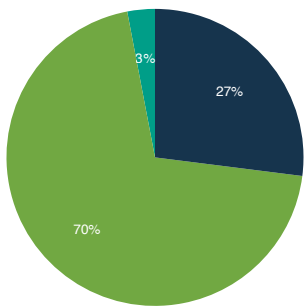
By Race/Ethnicity

- Asian
- Black/African American
- Hispanic/Latinx
- White/Caucasian
- Other
- Prefer not to Answer



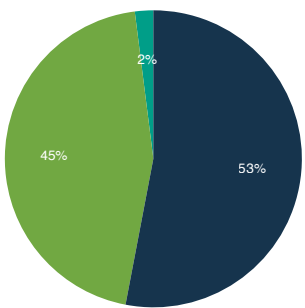
By Household Income
(county median is \$74,245)

- Below Median
- At or Above Median
- Prefer not to Answer



By Gender

- Man
- Woman
- Other/Prefer not to Answer



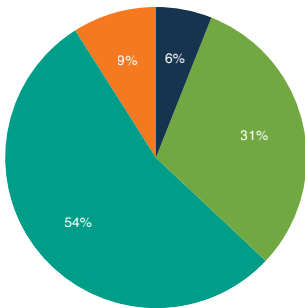
Have Children Under Age 18

- Yes
- No
- Prefer not to Answer

*Percentages add up to more than 100% due to rounding or allowing for multiple responses.

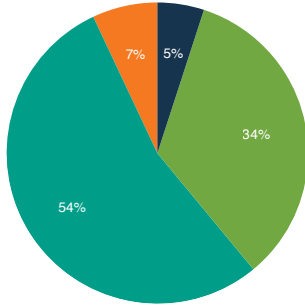
Are People Connected to the Community?

We asked how connected respondents felt to Avon and Hendricks County as a whole. Only 38 percent overall indicated they felt very or extremely connected to both.



Connected to Town

- Extremely
- Very
- Slightly
- Not at all



Connected to County

- Extremely
- Very
- Slightly
- Not at all

